

RE750I 75" Interactive Flat Panel



Features

EZWrite 5

BenQ's EZWrite 5 is a leading annotation solution for interactive and collaborative classroom scenarios. EZWrite's cloud features make it easy for teachers to save files to their personal cloud storage and then access them in any classroom. It also streamlines classroom discussions by making it smoother than ever for teachers and students to share ideas, notes, and opinions as if they are annotating on the same whiteboard regardless of where they are. EZWrite is a cross platform solution that brings together different devices and Operating Systems so everyone can participate.













Floating tool

With EZWrite's Floating Tool, teachers can capture screen shots of anything on the screen, including content from apps, websites, and videos from any source. They can then import this content into EZWrite 5 for further discussion and annotation on a brand new page. The Floating Tool is designed to be intuitive and flexible, allowing even the newest user to get the hang of it in seconds, no matter which application or input source they are using.

Hassle-free management

An IT manager's dream, BenQ IFP features both DMS and AMS. BenQ Display Management System (DMS) combines Device Info and Management, Apps Management and OTA (Over-the-Air) Update to provide an ultimate device management solution for greater productivity. BenQ Account Management System (AMS) provides personalized workspace that can be accessed by a simple QR code login. This creates convenience for the use and management of various files. Furthermore, this system provides an efficient and convenient way of managing accounts on BenQ IFPs.

Input and Output Terminals

- | | | | | | | |
|---|--|---|---|---|--|--|
| 
1 | 
2 | 
3 | 
4 | 
5 | 
6 | 
7 |
| 
8 | 
9 | 
10 | 
11 | 
12 | | |
- 1 USB TYPE A (USB Playback) x4 (USB 2.0) x2
 - 2 USB TYPE B x 2
 - 3 LAN
LAN interface, connecting RJ45 terminals. This network port is only used for the closed Android OS on this product.
 - 4 TOUCH
Up to 20 point Multi-touch
 - 5 HDMI IN x3 (2.0 x3)
High-definition multimedia interface signal input. Connect to PC with an HDMI output, a set-top-box, or other video devices capable of realizing touch functions.
 - 6 HDMI OUT x1
Connect the display to devices with an HDMI input.
 - 7 RS232 x1
Serial interface, used for mutual transfer of data between devices
 - 8 D-SUB (VGA) x1
Receive analog RGB signals from an external device (such as a computer).
 - 9 DISPLAY PORT x1
 - 10 S/PDIF x1
 - 11 AUDIO IN (3.5mm) x1
Receive audio signals from an external device.
 - 12 AUDIO OUT (3.5mm) x1
Connect to headphones or speakers

